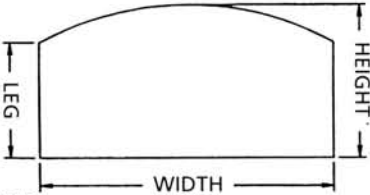
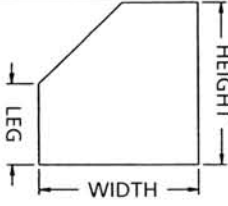
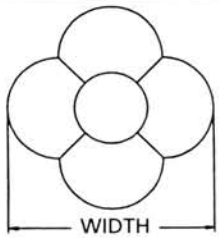
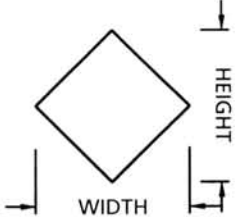
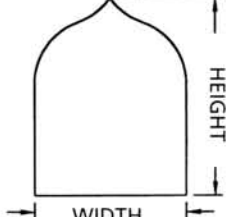
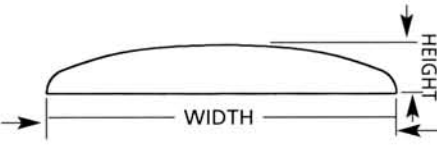
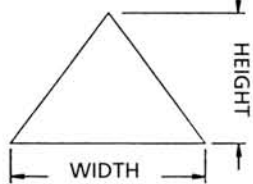
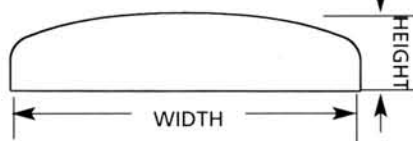
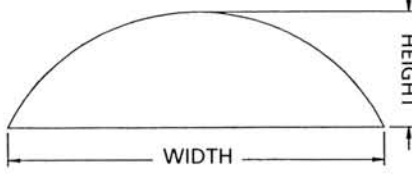
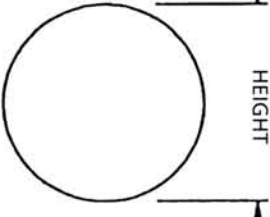
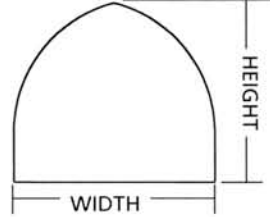
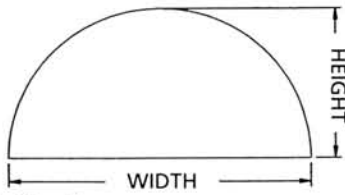
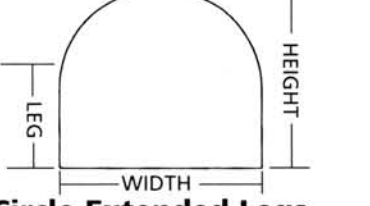
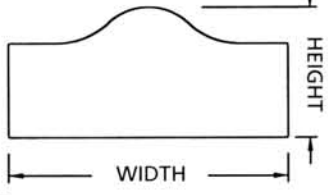
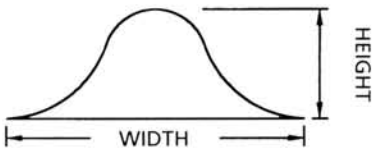
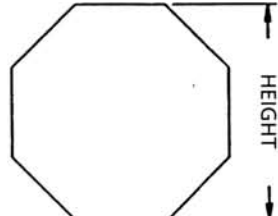
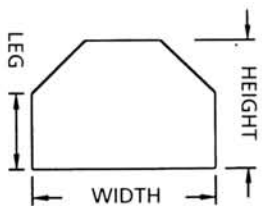
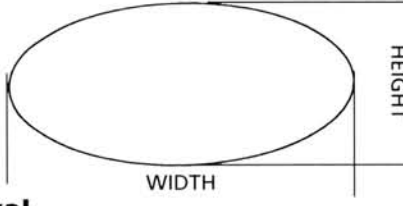


## SHAPES | MEASUREMENTS

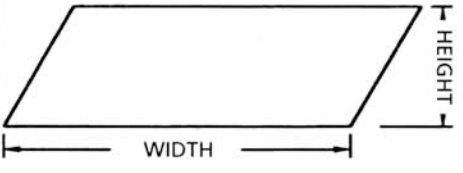
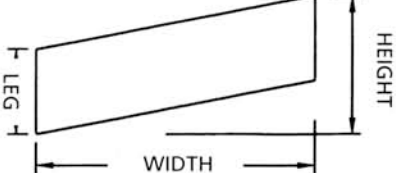
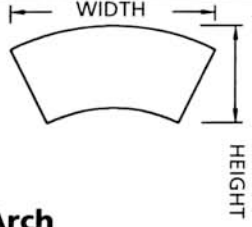
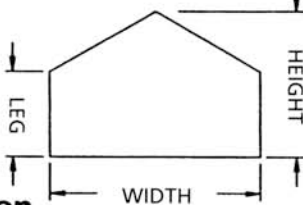
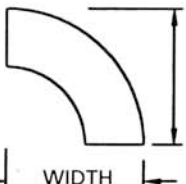
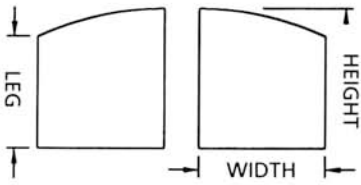
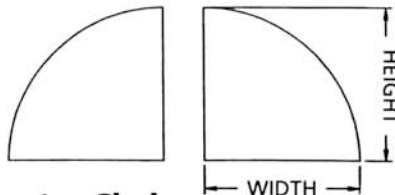
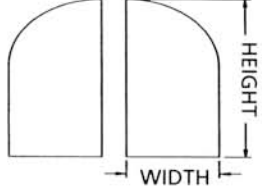
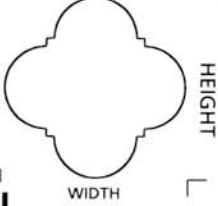
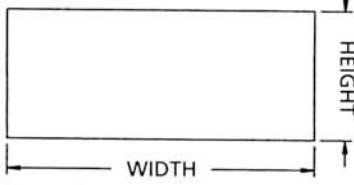
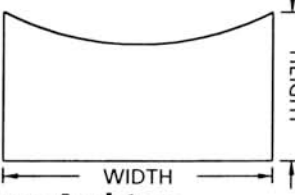
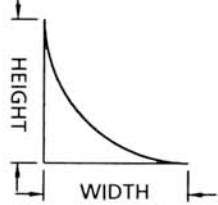
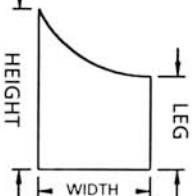
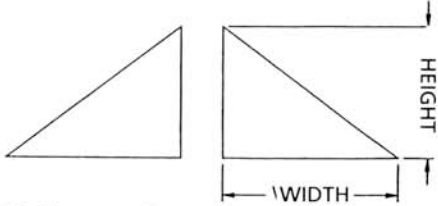
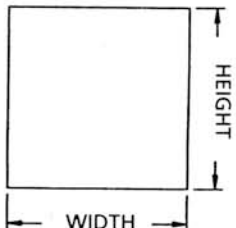
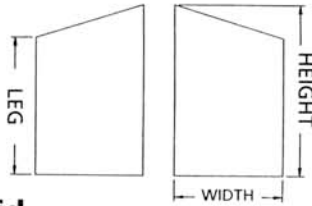
- All measurements are views from outside of the window unit.
- Leg dimensions or jamb radius are required for all extended leg units.

 <p><b>Archtop</b></p>	 <p><b>Clipped Corner Rectangle</b></p>	 <p><b>Cloverleaf</b></p>
 <p><b>Diamond</b></p>	 <p><b>Dome</b></p>	 <p><b>Ellipse</b></p>
 <p><b>Equilateral Triangle</b></p>	 <p><b>Extended Ellipse</b></p>	 <p><b>Eyebrow</b></p>
 <p><b>Full Circle</b></p>	 <p><b>Gothic</b></p>	 <p><b>Half Circle</b></p>
 <p><b>Half Circle Extended Legs</b></p>	 <p><b>Mediterranean</b></p>	 <p><b>Napolean</b></p>
 <p><b>Octagon</b></p>	 <p><b>Hexagon</b></p>	 <p><b>Oval</b></p>

## SHAPES | MEASUREMENTS

• The following dimensions are acceptable for quotes and orders. Please specify which is being used.

- 1.) Outside Jamb to Jamb (**Preferred**)
- 2.) R.O. (Rough Opening)
- 3.) M.O. (Masonry Opening)
- 4.) Brickmould to Brickmould
- 5.) Unit Dimension (Clad to Clad)

 <p><b>Parallelogram</b></p>	 <p><b>Parallelogram</b></p>	 <p><b>Partial Arch</b></p>
 <p><b>Pentagon</b></p>	 <p><b>Quarter Arch</b></p>	 <p><b>Quarter Archtop</b></p>
 <p><b>Quarter Circle</b></p>	 <p><b>Quarter Circle Extended Legs</b></p>	 <p><b>Quatrefoil</b></p>
 <p><b>Rectangle</b></p>	 <p><b>Reverse Archtop</b></p>	 <p><b>Reverse Quarter Circle</b></p>
 <p><b>Reverse Trapezoid</b></p>	 <p><b>Right Angle Triangle</b></p>	 <p><b>Square</b></p>
 <p><b>Trapezoid</b></p>		